

Surviving Shepherd: Living the College Life and Being Successful Throughout Your Academic Career

Tips and tricks from other students to help you navigate the
Shepherd University Community.



J. Korcsmaros

Fall 2017 Ed.

Welcome to the Home of the Rams!

Chances are if you have this in your hands, you're about to be more prepared than the average college student. This guide will give you the resources to make your college career a success with less stress. Get ready for a wealth of information gathered from students just like you who have put their heads together to make your life much (much) easier. Use the table of contents below to help you get your questions answered.

Table of Contents

Contact Numbers, Building Info and Great Links

Those Textbooks

What to do in Your First Month on Campus

Campus Resources and Getting Stuff Done

Best Study Areas

Where to Eat

Great Places to Get Away

Getting Help

The Balance: Physical, Emotional, Social

Personal Notes

Contact Numbers, Building Info and Great Links

This is the place for phone numbers, building codes, and day codes that are important for your everyday life at Shepherd. Websites that you may be checking daily or weekly are also listed- bookmark them! Use the resources below to get a leg up on fixing problems early.

Numbers You Should Have in Your Phone, Today

Campus Police: (Campus Police Office, 7:30 AM-5:30 PM) 304-876-5374 (*after 4:30 PM*, Officer on duty) 304-876-5202

Health Center: (8 AM- 4:30 PM) 304-876-5161

Duty Phone (living on campus): See your Residence Assistant (RA)

Finance/Business Office: (Ikenberry 214) 304-876-5284 (8 AM – 4:30 PM)

Internet Bookmarks that Save Time

Sakai: <https://courses.shepherd.edu/portal/>

RAIL: https://oas3.shepherd.edu/prod/twbkwbis.P_WWWLogin

Shepherd: www.shepherd.edu

Shepherd Bookstore: www.shepherdbook.com

Office 365: <http://login.microsoftonline.com/> (CHECK EVERY DAY)

Weather: www.weather.com (CHECK EVERY DAY)

RAMPULSE: <https://shepherd.collegiatelink.net/>

Where is my Class?

BC Butcher Center

BY Byrd Science Center

CA Frank Center

CC Student Center

CL Robert C. Byrd Ctr for Congressional Hist & Ed

CO Center for Contemporary Arts

GA Gardiner Hall

KN Knutti Hall (“KA-NU-TEA”)

LB Scarborough Library

LC Library Center

NU Erma Ora Byrd Hall

OL Online Course

RY Reynolds Hall

SC Sara Cree Hall

SN Snyder Science Hall

SS Stutzman Slonaker Hall

WH White Hall

What Day was That?

M Monday
T Tuesday
W Wednesday
R Thursday

F Friday
S Saturday
U Sunday

Which Floor?

101: first floor 202: second floor 303: third floor

Those Textbooks

Textbooks are expensive in college. Wasn't high school nice with its provided textbooks and no fees each time you joined a new class? Here are some tips to help cut your costs and worry when ordering your books each semester.

Shepherd University's bookstore has a great website that lets you compare their book prices with some competitors. If you're wondering how to get there, start at the Shepherd University Bookstore's website: www.shepherdbook.com



Click the box "Click here to begin Purchasing and Renting..."- this will take you to a screen that will ask which semester and class you're shopping for. **Top Tip:** select multiple classes and then hit the green button at the bottom for all of your books to be brought up in the comparison page at once. You can check what you put on that list by clicking "COURSE LIST".

CHOOSE YOUR COURSES	CURRENT COURSE LIST
<div>Choose a Term...</div> <div>Select an Option</div> <div>Select an Option</div> <div>Select an Option</div>	<div>< ENTER YOUR TERM</div> <div>< ENTER YOUR CLASS' DEPT. (EX: BIOLOGY= BIOL)</div> <div>< ENTER COURSE NUMBER (EX: 202)</div> <div>< ENTER PROFESSOR LAST NAME</div> <div>HIT COMPARE!</div>
<div>➔ COMPARE PRICES ON THESE COURSE MATERIALS</div>	

The Bookstore does a great job trying to help you save some extra cash, but some students also recommend using another comparison website: www.gettextbooks.com. Get Text Books allows you to find the best price on the things you need, and even lists great quality used book sellers. This is highly recommended so you can save that cash for other needs.

Sometimes shipping costs defeat the purpose of ordering your books and materials from elsewhere. Remember that you can wait and pick up the books you ordered from Shepherd your first week- a great way to not lose things before you need them. If you order elsewhere, you have no guarantee that your materials will be in your hands when you need them. With this info in mind, make sure to either order your books early or utilize Shepherd's services. The bookstore begins to list books in August.

Used books can help keep more cash in your wallet and get you through tough classes- remember that other students may have written extra notes in those pages. Used textbooks can also lower the book bill. Renting is another great option that doesn't leave you with unwanted texts at the end of each semester. Talk to the bookstore associate at the front counter for more info. Email your professor before the class even starts- ask them what books are mandatory and which are optional- this will save you time. Remember that the website telling you what texts are required may sometimes be incorrect. Consider doing this a week before classes, or whenever the instructor posts their syllabus on Sakai. This can also help you avoid complications where the bookstore may have the incorrect ISBN for the text your professor actually wants you to have. Make sure to double check your syllabi! Don't be afraid to email professors and ask if using an earlier edition of a text is alright. Most of the time the professors are flexible, and you can get a cheaper version.

If you are having trouble paying for books, contact your professor. Most classes have the required text on reserve at the Scarborough Library Information Desk. Remember that this may only be one copy- so don't rely on this method to have access to your text. You'll need a valid Rambler to check it out. Access to the texts are limited to one hour sessions at a time, with renewals allowed. When you go to look for the text, make sure to know the course number, CRN, and professor's name to help the staff locate the right book for you.

What to do in Your First Month on Campus

Whether you are living on campus or commuting from off campus, there are a few things you should do in your first month of being a Shepherd Student. These things will help the rest of the semester go more smoothly- and keep you involved and having the time of your life.

Find Your Way Around Campus

Thankfully, Shepherd has a map for the campus. West Campus consists of mainly residence halls, suites and the apartments, H lot (see parking section), the intermural field, the soccer fields, and a few important buildings you should be aware of. The Wellness Center is a gym facility **free** to students and is located right off the side of G lot. The Frank Arts Center (music majors, welcome home) is right across the sidewalk from Wellness. The Butcher Center is connected to the Wellness center via the hallway by the Wellness Café; it is used for team workouts and classes in sports and leisure.

East Campus consists of most of the academic buildings you'll be in for class, including business offices, the Student Center where you can hang out, and the Dining Hall (D-hall).

In between the two campuses, near the underpass, you'll find the Center for the Contemporary Arts buildings. This is the place to be for anything art related. Look for the copper buildings with architecture that looks like the mountains- it's a tribute to our local landscape!

Shepherd UNIVERSITY



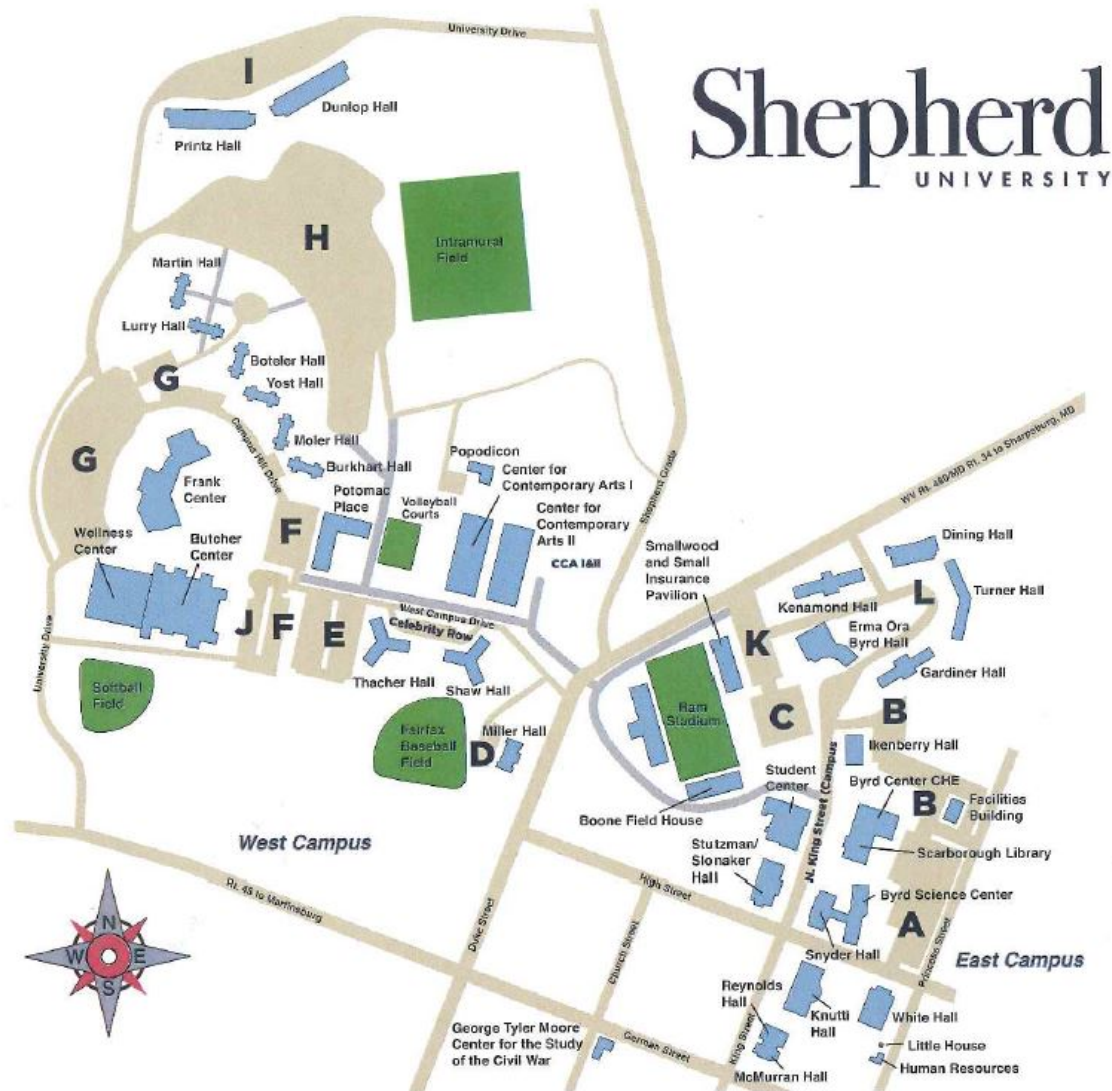
Parking

There are plenty of options for parking on campus. Parking permits run \$70 a year (2017) for commuters and residents alike. Let's break down the decal system: those who choose to commute to campus are assigned a red decal. If you live on campus, your decal is blue. Your decal should be placed inside your car, on the lower left wind shield right next to your inspection sticker, unless the location has changed and you're instructed to display it elsewhere on your vehicle. If you are driving a motorcycle, place your decal on your front windshield or front fork, facing outwards.



It is very important your decal is in the right place- in previous years decals were placed on the back wind shield. To get your decal, you'll need your valid Driver's License, Registration, a completed application (available at the University Police Department in Moler Hall and online), and your \$70 fee. The vehicle does not have to be registered under your name for you to register it for on campus parking.

Now that you have your decal, you need to know where to park your car without getting ticketed. Shepherd University provides a modified map and descriptions of each parking lot for you.



Commuters RED DECALS

A-Lot: Behind the Byrd Science Center and in front of White Hall. Entrance and exit at High Street only. Get there early for a spot- like 7:30 AM early. Cars will sit in the parking lot waiting for a spot. Don't be that person- someone could really get hurt. Just go park in another lot and walk over or take the EPTA.

King Street: (when an event is on, these rules may change) These are the meters on the main road inside campus. Don't park here- it will earn you a ticket. These spaces are for visitors and Admissions only.

C-Lot: The newest parking lot on campus! 98 spots for commuter student parking and game day tailgating. Adjacent to K-Lot; Entrance from Rt. 480

F-Lot: In front of the Frank Arts Center and Butcher Center. This lot fills up by around 8:30 AM. Watch out for the staff signage...AKA stay out of the side row of cars (closest to the Butcher Center) and you'll be just fine.

G-Lot: In front of the Frank Arts Center, right next to the Wellness Center. This lot is huge- if A lot, C Lot, and F lot are full, try this lot next. DO NOT park in the first row- the signage can be confusing and staff parking is in the first row. Just take it from me and park in the second or third rows.

H-Lot: (Residential & Commuter students) Between the Suites of West Woods and the Apartments. When you are on campus drive, don't turn at Wellness to go to G lot. Continue on and take your second right. This is the HUGE expanse of a parking lot that ALWAYS has open spots.

Residents BLUE DECALS

E Lot: Between Thatcher Hall and Butcher Center.

H-Lot: (Residential and Commuter students) Between the Suites of West Woods and the Apartments.

I-Lot: In front of Printz and Dunlop apartments.

Faculty/Staff (No Students!)

B-Lot: Behind Ikenberry Hall and the Scarborough Library. Gated entrances at King Street near Ikenberry and rear entrance of Scarborough Library.

D-Lot: No student parking at any time. Parking in this lot during baseball games/practices is at owner's risk of being struck by baseballs.

Celebrity Row: Between Thatcher & Shaw Halls.

J-Lot: Between Thatcher and Butcher Center.

K-Lot: Behind Erma Ora Byrd.

CCA I & II: In front of CCAII.

Other/Special Cases/Temporary

H-Lot: Visitor Parking; Between the Suites of West Woods and the Apartments. Temporary Visitor Decal Required.

North King Street Meters: Visitor Parking Only in front of Ikenberry Hall and Midway (No Students or SU Employees).

Admissions Parking: Admissions patrons only (must have Admissions Office issued parking pass); in front of Ikenberry Hall.

If you so choose, you can risk looking for a spot at a meter close to campus. Just remember that the rates may differ, and you have to plan for the length of your classes. Make sure to keep some coins in your car, just in case. You can also download the parking app and pay and monitor your remaining time by phone. These spots fill up more quickly than A lot, and you have to parallel park. I highly suggest paying for the parking pass and not dealing with that struggle.

If something happens and you need more parking information...like maybe...you got a ticket...

Campus Police: <http://www.shepherd.edu/police/parking-on-campus>

Shepherdstown Police: http://www.shepherdstown.us/?page_id=4832

There's also a bus system called the Eastern Panhandle Transit Authority (EPTA) that runs to pretty much every parking lot- there is no excuse to be angry about not getting a spot close to your classes. The EPTA is there for you in rain, snow, and in blazing heat. Use it to your advantage when you have to park farther away from your classes and would like a safe (and reliable) ride back to your vehicle or residence hall at night. You can check the EPTA's schedule and stops here:

<http://www.shepherd.edu/epta/epta-schedules-and-map>

Sign up for RAVE Alerts

Rave alerts are lifesavers in emergencies. Emails and text alerts are sent to students in the case of an emergency such as: power outages, an assault on or near campus, or class cancellations. Shepherd University is a safe environment, but we have to recognize that bad things do happen. Make sure you are registered for RAVE alerts as soon as possible. This can keep you out of situations in dangerous weather, or help you prepare for your next day of classes.

Go to this website to register your phone number and email for RAVE alerts.

<https://www.getrave.com/login/shepherd>

Make sure to always check your email in the case of inclement weather. Although the university may not close, professors who live in affected areas may cancel classes to ensure student safety. Other professors post notes on the door of your classroom about cancellations or change in rooms.

Sign up for RamPulse & Corq!

Shepherd University advertises cool events, that are FREE or low cost, either by sandwich board, flyer, or RamPulse. You can learn about every club and organization on campus and see when and where fun things are happening. RamPulse can be accessed online at any time:

<https://shepherd.campuslabs.com/engage/> Log in with the same username and password you use for campus email and most other Shepherd online systems.

There is an app that connects to RamPulse as well. Check out the Corq app for iPhone, Android, and other smart devices! The app/website connects you directly with organizations, clubs, and Student Affairs. FREE events, with FREE food, and FREE prizes- all on campus! Get Corq here:

<http://www.corqapp.com/> .

What Else is Happening on Campus?

Shepherd University provides a calendar for the entire year starting each fall semester. A quick link to it lives at the top of the University homepage/website. It highlights academic deadlines, arts and cultural events, athletic games, and your holiday breaks. It is highly recommended that you write down the events you are most interested in during your first month on campus- this way your favorite events are on your own calendar. Being prepared for PB&J Day hosted by Program Board, or a Taco Tuesday always makes for a great week! You can check the calendar here to see what is going on into next semester.

<http://www.shepherd.edu/calendar>

The Picket

Shepherd University's student-run newspaper. Check it out for latest news across campus and in Shepherdstown.

<http://supicket.com/>

The Office of Student Community Services

Located on the second floor of the student center, the Office of Student Community Services is the place to go to find opportunities to give back to Shepherd and your community.

<http://www.shepherd.edu/communityservice>

Student Government Association

SGA is another great way to be involved on campus. Their website provides their mission:

“The Student Government Association (SGA) of Shepherd University works to establish a more effective and representative student government, to encourage interest and participation in

responsible student government, to protect the rights of students, and to initiate, direct and promote students' activities designed to enhance the welfare of the entire student body. General messages for the SGA Executive Board can be sent to shepherd.sga@gmail.com."

<http://www.shepherd.edu/sga>

Meet Your Academic Adviser

Take the time to get to know your academic adviser, because you'll need to rely on them during these next four (or more) years of your life. You can find your adviser from RAIL under your student information. Click Student>Student Records>View Student Information> Choose your current semester. Your primary adviser is listed. Go to their office and introduce yourself. Scared? Focus on telling them these few things:

1. Name, where you're from.
2. Your major, or what you'd like to do when you "grow up".
3. Thank them for their time, and say that you will be excited to work with them.
4. Escape! (JK – advisors are super friendly and helpful; you will benefit from meeting with your advisor early and often)

Registering for Classes

To continue your education at Shepherd, you must meet with your academic adviser and obtain a registration PIN. This is the number you use to log into the registration system and sign up for new classes in the following semester. You should sign up for an appointment (some post appointment times on their office doors, and others you must email) with your adviser in October, and registration will occur in early November. Before you meet with your advisor, use the professional services available in the Advising Assistance Center to come up with a few possible schedules.

Advising Assistance Center

You can use the free, walk-in services provided at the Advising Assistance Center (first floor of the Library – suites 103 A-C) anytime to check your degree progress, come up with a semester-by-semester plan to stay on track, create a class schedule, withdraw from a class, or discuss changing your major. They will help you complete any necessary paperwork and are knowledgeable about all degree programs at Shepherd. They also offer CLEP testing, which allows you to test out of certain courses.

Shepherd's Wi-Fi

Internet: it's the essence of getting work done here on campus. You must register your laptop, mobile devices, or gaming systems that use internet at IT/User Support in the basement of

Scarborough Library. Take your laptop to the great ladies and gentlemen on the bottom floor of the library, and they will get you ready to rock and roll.

On the topic of gaming systems, they must be hardwired to the internet via an Ethernet cord to gain access to the network. Bradford Systems, the service used to connect electronics to the internet, has more information on that process. When you load Bradford for the first time, use your username (first part of your Shepherd email, including the two numbers) and your password that you use for Sakai/Rail.

Contact the User Support Desk at 304-876-5457, by email at support@shepherd.edu, or visit them in the Learning Commons on the first floor of the library. They can help diagnose your problem and fix most configuration issues free of charge. That's right folks. Any computer problem- diagnosed, and most likely fixed, for free for students. If you have questions about why your device isn't working, or can't connect, give them a call.

WARNING: It gets crowded down there the first week of classes. Either get there early, or wait until your second or third week to go see I.T.

<http://www.shepherd.edu/itservices/itspandp>

New Students: <http://www.shepherd.edu/itservices/for-new-students>


What's my RAIL, Sakai, and E-mail?

These websites are crucial to your success at Shepherd. For questions and extra help, go to the bottom floor of the Library to the User Support Desk. Sometimes you just need an expert to help you in person ASAP. If you cannot access your RAIL or SAKAI, first see the IT department in the Library. Otherwise, head to the Registrar in Ikenberry Hall. They are able to handle problems if you are locked out of your accounts.

RAIL

This is where you can sign up and withdraw from classes, see your weekly schedule, your bill, your adviser, see your grades (midterm and final), and see your transcript. If you go to Student>Registration>Week at a Glance, voila! You have your entire class schedule for a week's time. This is something most students use often during their first few weeks to access class locations and times.

To see your academic transcript, go to Student>Student Records>View/Print Unofficial Academic Transcript. This tells you everything you've taken, including any AP credits you may have earned in high school, or transfer credits from other institutions.




RAIL
REMOTE ACCESS INFORMATION LINE
shepherd university


Personal Information **Student** **Financial Aid** **Student Account**


Search

[RETURN TO MENU](#) [SITE MAP](#) [HELP](#) [EXIT](#)

Student Services

 **Registration**
Check your registration status, class schedule and add or drop classes

 **Student Records**
View your holds, grades and transcripts

 **Student Account**
View your account summaries, statement/payment history and tax information

Sakai

This website is where professors can send the whole class messages or assignments. Some professors also post grades here. Professors are not required to use Sakai, and each has a unique way of teaching. Don't be worried if your professor doesn't use Sakai.

Each semester it is automatically updated to the classes you are enrolled in. Make sure to check your Sakai regularly- missing assignments can be devastating to your grade point average. A great way to stay organized is to pay attention to the calendar under the "My Workspace: Calendar" section. It highlights days that assignments are due in red. Handy!

To change what and how many classes appear on your tool bar next to “My Workspace”, click on “My Sites”. This will bring up a drop box. Look for the button “Preferences”- click it. This will bring you to a new page where you can move your classes back and forth between on the bar and hidden.

ShepOwl is now available on Sakai. You can use this service to edit your papers. In order for you to use this free service, you now need to add ShepOwl to your Sakai sites. This tutorial works best when using Google Chrome or Firefox. If you have any questions, please contact Yildiz Nuredinoski at ynuredin@shepherd.edu. Go here for more instructions:

Sakai Tutorial: <http://www.shepherd.edu/wordpress-1/wp-content/uploads/2015/09/Sakai-tutorial.pdf>

ShepOWL Tutorial: <http://www.shepherd.edu/shepowl/>

Accessing Your E-mail Account

One of the most common things you will do at Shepherd is check and respond to e-mails. Thankfully, Shepherd University provides you with an email address through Office 365. As a student, you also get the added perks of free download of the entire Microsoft Office suite (Word, PowerPoint, etc.), access to Drop Box, free Adobe products, and other cool services.

These tools are essential for handling your course load with ease. You must check your email; it is your key to organization and staying in touch with professors. Download the app!

<https://www.microsoft.com/en-us/outlook-com/mobile/>

If you are having trouble logging in, remember that your username is the first letter of your first name followed by the first five letters of your last name and two university assigned numbers.

For example: John Smith = jsmith01@rams.shepherd.edu

All student email addresses end in rams.shepherd.edu. This is a good way to distinguish between students who have a similar e-mail address to a professor on campus. All staff and professors have email addresses ending in shepherd.edu.

For example: Andrew Professor = aprofess@shepherd.edu

You can always type the name of the person you are trying to reach in your address bar in an open new message. It will bring up suggestions for you that typically get you the right address.

A fun thing- you can change the way your email looks to suit your mood. Click on the cog-wheel in the top right hand corner of the screen when you are logged in.

How Do I Print Things?

Black and white printing is 15 cents (2017), color for 25 cents (2017). You can load money onto your Rambler (your ID card) to use at the library for printing services. If you'd like to print double sided pages (duplexing), it will cost you 30 cents (2017). Load money onto your card at the bookstore or at the library information desk. If you are part of Shepherd University's Honors Program or TRiO Student Support Services Program, check with your director to learn about free printing!

Log onto a computer on the first floor, open your project, and click print. Go over to the printers and swipe your rambler on the console screens to pay and print your item. Remember that professors may not need you to print things- check their Sakai page first!

These Classes Are Hard...

No fear, the Academic Support Center is here! Peer tutors are available for FREE to all students for as many appointments as you need for nearly every subject. Check it out- click "Schedule a Tutor" to get started. You can also have someone review any paper you've been assigned through ShepOwl. Remember that ShepOwl is accessed through Sakai. Use your Shepherd email to set up your account and make a password.

Academic Support Home
Schedule a Tutor
ShepOWL
Professor Proctor Exam Form
GPA Calculator
Meet the Staff

[Home](#) ► [Academic Support](#)

Academic Support

Trusty How "to" Tutorials ~

"NEW" ShepOWL **Turnitin**

**Shepherd University
Academic Support Center**

First visit? [Register for an account.](#)
Returning? [Log in below.](#)

EMAIL ADDRESS:

PASSWORD:

CHOOSE A SCHEDULE:

Check box to **stay logged in:** ☐

Having trouble logging in? [Reset your password.](#)

Using screen reader software? [Access the text-only scheduler.](#)

Receiving unwanted text messages? [Remove](#)

Go here to access the website for the Academic Support center, and here to schedule your tutoring session:

<http://www.shepherd.edu/academic-support/>

<https://shepherd.mywconline.com/>

Make at least one “study buddy” for each class. This person has your back when you are sick, need to miss class, or otherwise zoned out- and you do the same for them. These people are your saving grace when you miss class notes or handouts.

If you are still struggling after tutoring and you feel like you cannot do any more, make an appointment with your professor during office hours. They are there for you- to help you succeed.

Disability Support Services

If you feel you may have a learning disability, please contact **Disability Support Services**. Visit Student Affairs office located in the Student Center room 122 for DSS support (office hours 8:00 am – 4:30 pm). To receive accommodations for any disability, you must be registered with the DSS office and notify your professors. Phone: (304) 876-5214 - You can visit their website here: <http://www.shepherd.edu/disability>

Organize Yourself

Are you a person who likes to keep a planner? A calendar on your phone? Figure out what works for you to keep assignments and due dates straight, along with making time for fun things happening around campus!

Plan out when you will have meals each day. It's important to eat- eating helps you stay focused and well. Plan out time for relaxation and only relaxation. Schedule hours out for sleep (yes, I really did just tell you to do that). Doing these things will aid you in figuring out your study style. Writing, hearing, doing- these are all valid ways of learning new material. Scheduling time to learn and for fun leaves time for hanging out with your new friend who sits two seats down.

Campus Resources and Getting Stuff Done

Shepherd provides a massive and comfortable library for all the work you'll need to get done during your educational career. This section highlights the benefits of the Scarborough Library overall.

Where can I find Good Resources?

It's a fact of life. You'll need some good references. Here are the places to look for good quality scholarly resources.

The Scarborough Library

Scarborough Library is an essential resource for you when you need to write a paper; you can find the help you need to shoot for that A. On the second (main) floor staff members at the Information Desk and Research Help Desks can help you look up a topic, introduce you to using the library's search to find texts on your own, and (probably most importantly) help you find those texts. Don't be afraid to ask these people for help- they are the experts. If you are unable to get a hold of someone in person, you can always use the feature "Ask a Librarian" on the Scarborough Library website.

Interlibrary Loans (ILL)

So, you were googling and saw the perfect journal article- but wait- they want sixty bucks just for you to read it. Interlibrary Loan gets around those pesky fees, and gets that article or articles similar to it from other libraries. This is great for history and science articles. Remember that it can take up to two weeks for the staff to get you your article. Plan ahead, and stay patient. ILL also works for books, tapes, movies, and more. <http://www.shepherd.edu/library/library-interlibrary-loan/>

Research Resources

Under Research on the main page, choose a catalog database you'd like to search in. The first two links, EBSCOhost and JSTOR, are GREAT resources for scholarly articles. Use these like

crazy- professors love to hear you're using these resources. Go here to get access to all the resource engines you need:

www.shepherd.edu/library

Best Study Areas

“The quiet library has saved my life. If you're someone who needs the quiet space to work and focus on things, I highly recommend it. 3rd floor of the library. There are computers, couches, desks, and all the reference books are up there anyway. And definitely don't be afraid to ask the librarians questions if you need help, that's what they're there for. And, on the second floor of the library, there are DVD's you can rent for free with your Rambler. And there's actually a great selection there. Just browse through it sometime.”

–Becky W., '17

THE 24 HOUR ROOM

The Library has a 24 access room with coffee, vending machines, bathrooms, and laptops. Swipe in with your Rambler on the side of the building facing the Byrd Science building. This is a lifesaver when your computer breaks, has the wrong programs, or if you just need to get away from the noise. If your Wi-Fi is on the fritz, come here and check to see if one of the computers will work- nine times out of ten they will.

Study Rooms for Majors

Most buildings have full computer labs just for you! Do some hunting! (Example: Snyder) If the doors are closed, assume either a class is occupying the room or the door is locked. Go to another study area, like the ones listed below.

EduTech Room– Library 350

The EduTech Center is great room to use if you need access to advanced computer programs like Adobe Creative Suite, Audacity, Camtasia, video and pod-casting software, green screens, cameras, and more! You can reserve it by asking at the Library front desk or emailing Rich Lanham at rlanham@shepherd.edu. There's a Mac, PC, Whiteboard, and many more high tech gadgets and programs for your use here. The EduTech Center is located in the Scarborough Library Room 350 and is available 8am-4pm.

Study Rooms at the Library

You can book nice conference rooms in the library where you can head up study groups. These rooms are great because you can chat, play music, and make it fun. These are FREE, and you can sign up for them with your Rambler at the front desk. Group study rooms typically come equipped with tables, chairs, and a white board to help you study. They also have plenty of electrical outlets (thank goodness). If you need some dry erase markers or other equipment, the Library Information Desk can help you out with a rental using your Rambler.

<http://www.shepherd.edu/library/library-room-reservations/>

The Academic Support Center (downstairs) is a similar atmosphere that you do not have to book. Just remember that students are being tutored downstairs, and you will get “white noise” to work to. There are white boards available to you.

On the third floor, an additional computer lab is available to you when not in use by a professor. The schedule for this room is behind the door- always make sure to check it before you go in. Otherwise, feel free to go in and use a computer to work on in a quiet environment. There are computers available in the Reading Room on the library’s first floor, but it will fill up quick. This is also not a quiet floor, so you will experience people talking and collaborating on that level. If you need quiet, shoot for room 307’s computer lab, or the scattered computers on that same floor.

Right at Home, Man!

If your roommate(s) or family can provide a good environment for studying and working through your course load, do it where you’re comfortable! Make sure they know you are trying to get things done- don’t get frustrated with them because you didn’t tell them or because they are simply going about normal “at-home” tasks. The benefits of studying at home are endless- just remember that studying on your bed is not a good idea. It turns from “twenty more pages” to “just five more minutes, Mom,” very quickly. Vary your study places to get the best feel for where you will be at your best.

Classes

“Go to class. Just do it. Showing up and getting a participation grade is so important. Even if you’re not doing well in a class, going will not only help you potentially understand the material better, but also a C is better than a zero. There HAVE been people who do great in classes but don’t show up, and that hurts their grade tremendously.”

–Becky W., ‘17

‘Nuff said. Once you skip a class, it’s hard to keep going. Take it from someone who knows.

Just go, man.

Where to Eat

Whether you have a meal plan or not, we all have to eat. Here is a run-down of the best places on campus and right in town.

On Campus

“Don't be afraid to eat alone, it's something everyone does and will do again, no one thinks you're friend-less! And don't be afraid to meet new people!”

–Chelsea H., '17

Dining Hall: buffet style, multiple stations; salad bar & some healthy options (along with gluten free) are available. A little bit of everything. Open Monday through Friday 4:00 pm to 9:00 pm & Saturday and Sunday 9:00 am to 8:00 pm

Fireside Bistro (at the Ram's Den): awesome sandwiches, wraps (try the buffalo chicken), bagels, and iced coffees. They also have bagels and oatmeal (my personal favorite) for breakfast. Open Monday through Thursday 7:00 am to 8:00 pm & Friday 7:00 am to 4:00 pm

Powtomac Grille (also at the Ram's Den): Flat bread sandwiches, taco bowls, pizza, phillies, sushi, and much more. Yes, the sushi is good, and it is safe to eat. I promise. I survived. Open Monday through Thursday 7:00 am to 8:00 pm and Friday 7:00 am to 3:00 pm.

Wellness Café: great for handmade, toasted wraps, sandwiches, bagels, scones and muffins. The chocolate muffins are to die for. Smoothies are a great meal for on the go days. Open Monday through Thursday 7:00 am to 8:00 pm and Friday 7:00 am to 7:00 pm.

Riverside Market (located with Potomac Place): The newest campus dining option offers both convenience store snacks and beverages along with an Asian fusion themed menu of entrees, sandwiches, salads, and sushi. Open Monday through Thursday 10:00 am to Midnight; Friday 10am-8pm; Saturday 4:00 pm to 9:00 pm; and Sunday 5:00 pm to Midnight. The convenience store will be open along with “grab and go” items during the above times. The full service menu will typically be offered starting one hour after opening and commencing one hour before closing.

<http://www.shepherddining.com>

In Shepherdstown: On or Near German Street

In no way is this an exhaustive list, but here are a few places that stood out, handpicked by students on campus: Many of them accept Rambler card payment.

Kazu: authentic Thai food and sushi. \$\$\$

The Sweet Shop: pastries, crème sodas, cupcakes, and cakes galore. \$

Lost Dog Coffee: coffee and other great drinks. \$\$

Maria's Tacqueria: best Mexican food in town. \$\$

Mellow Moods: organic and fresh juices and foods. \$\$

Tommy's Pizza: cheap pizza, subs, and drinks. \$\$

Mi Degollado: traditional Mexican \$

Bistro 112: French \$\$\$

The Press Room: Contemporary/Fine Dining \$\$\$

Betty's: Great breakfast \$\$

Blue Moon Café: great food, drinks, and open mic nights. Has seating outside too! \$\$

Domestic: everyday they offer a \$5 lunch special for students \$\$

China Kitchen: \$\$

Community Garden Market: health food items and grab and go foods \$\$

Within Driving Distance (Less than ten miles)

McDonald's: takes your Rambler if you have money on it! \$

Dairy Queen: takes your Rambler if you have money on it! \$

King's Pizza: pepperoni rolls, man; great pizza for cheap. \$

NUTTERS: ice cream dirt cheap, handmade and huge servings. Awesome mom and pop shop.

CASH ONLY \$ (100 East Main Street, Sharpsburg, MD: Go with friends! On street parking.)

Great Places to Get Away

Campus will drive you nuts, and that's ok. Here are some places you can head to for time away from all the academics. Remember to take time to rest your brain and recharge.

Locations on or Near Campus

The Rumsey Monument

Walk past Blue Moon, on East High Street. Make a left onto N. Mill St. Follow till the end of the road, and you're in a National Park! Enjoy the view! You can walk this route in less than ten minutes. Closes at dark. It can be a bit scary to go alone: **take a friend** to enjoy a view of the Potomac!

The C&O Tow Path

Walk past the Dining Hall and over the Route 340 Bridge. The path goes both directions, and is National Park land. This is great for getting some nature into your day, and getting some fresh air. **Take a buddy** with you!

Locations off Campus

Harpers Ferry National Park

171 Shoreline Dr., Harpers Ferry, WV 25425

Another great and safe National Park, and a good place to swim in the river! Not a long drive from campus. Has great places to eat, like Cannonball Deli and Swiss Miss. Must pay to park (\$10 per vehicle).

Berkeley Plaza Theater 7

Berkeley Plaza, 267 Monroe St, Martinsburg, WV

Movies on the cheap! Five bucks for a movie, seven bucks gets you a drink, candy, and popcorn. Less than twenty minutes from campus. Great family theater- new comfy seats!

The Washington Gateway Program

Shepherd provides free trips to and from the National Mall! Check out the details here:

<http://www.shepherd.edu/gateway/>

Getting Help

“Never feel ashamed or nervous about utilizing the counseling center at Shepherd. The counselors genuinely care for the well-being of the student body & want to help each student as much as they possibly can.”

–Kaitlyn E., '15

It's time to get serious. College is hard. For some of us, it's really hard. Shepherd is here to help you through this awesome but trying time in your life. The Health Center provides FREE counseling services for any student in need. If you know someone in need, please give them this information. You can make a confidential appointment through the Health Center (Gardner Hall) and meet with a professional, caring counselor as often as needed. Super helpful when you're feeling stressed or homesick!!

Feeling sick? Head to the Health Center. Did you put their number in your cell phone yet? If you are concerned about your sexual health, the Health Center provides counseling, family planning, and FREE testing for students. *It is all confidential.*

Missing Home

If you live on campus, it's hard to keep in touch with your folks back home. Here are some tips to keep those blues away.

Skype them! You've got great Wi-Fi! Give them a call. Send a letter home; a drop off box is at the Student Center (look for the blue box next to the spiral staircase). Remember that Shepherd does have class breaks for major holidays- a way out is never far away. There's nothing wrong with being excited to go home.

If your family would like to send you care packages, or friends would like to send letters of encouragement (they mean a lot on rough days), give them your campus address. Click this link for instructions on how to set up your address:

<http://www.shepherd.edu/residencehalls/on-campus-mailing-address>

The Balance: Physical, Emotional, Social

For most of us, college is a new experience where the world is wide open with opportunities galore. Get out there and get them- but remember these three key themes to keep going strong.

Physical Health

Not everyone loves working out- and that's understandable. You don't have to go to the gym to get your heart pumping- take the stairs, a walk across campus, or play a sport with friends! Keeping your body healthy is important for keeping your mind sharp and metabolism strong under stress. Getting out and doing something can relieve stress like nothing else.

The Wellness Center is available to you for free. They have a walking track, sports courts (including racquetball), weights, machines, treadmills...basically anything you would need to

keep fit. The Wellness Center also offers classes like Zumba to students for free as well! The pool is also open to students; be aware that local swim teams do use this pool as well, so time your visit accordingly.

<http://www.shepherdwellness.com/>

Emotional Health

“One key piece of advice my parents have given me is that things always look different in the morning, if you aren't sure about something give yourself a night to figure it out and look at it again in the morning.”

–Chelsea H., '17

We all have the need to feel like we belong, and to deal with negative feelings we really didn't want to have today. Realize that emotion isn't a bad thing, and it is important to talk things out. Whether you speak to your family member, roommate, or pet about an issue, it will help you feel better in the end. If you are religious, remember that going to services will help keep you strong and positive. Don't let the real you get lost under stress- help it shine. Take time for yourself and be free from all your distractions.

Social

Get out of that apartment! Out of the house, or the dorm! Make connections outside of your Facebook page and have some fun. Isolation is a major problem among students. Studying is very important- but maintaining and fostering relationships is also an important part of life. Take time to be with friends, laugh, and enjoy being together.

Personal Notes

This is a space for your own notes- the way YOU survive here at Shepherd. If you would like to be a part of updating this guide book and contributing your own thoughts like students have in this revision, please contact Shannon Holliday, Coordinator for Students in Transition and FYEX Director in Scarborough Library room #157, or by email and phone at: shollida@shepherd.edu, 304-876-5461.

Thank you for taking the time to make your story known- and being proud of your own success! I wish you the best in your coming years at Shepherd University, and in all your academic pursuits.

Jenn Korcsmaros, '17

